



Carbon Literacy for Healthcare Leadership Toolkit Overview

This document gives you an overview of what's included in the Carbon Literacy for Healthcare Leadership Toolkit. This includes extracts from the slide deck, trainer manual and other support documents.

For further details please see our website: <https://carbonliteracy.com/toolkits/healthcare/>



Getting Started

Welcome to your Carbon Literacy Training Pack. This pack contains all the information you need for your training. Please read the attached documents to understand more about your training pack, how your learners gain certification and what steps to take to ensure your learners get the best Carbon Literacy experience.

The toolkit can only be used for certified Carbon Literacy training, as stipulated in the Legal Terms and Conditions. Please do not share the toolkit with anyone outside of your organisation as it's important that we can keep track of who has the toolkit. Instead, please direct interested parties to <https://carbonliteracy.com/toolkits/> where they can find out more and get in touch.

Our documents change from time to time. To ensure you're always using the most up-to-date version, please refer here to find any documents that are starred (*) over these two pages.

Documents to get you ready to deliver Carbon Literacy training:

- 1. Getting Started**
This folder contains our Certificate Marking Guide, Trainer Code of Conduct, Bank Details doc and Course Evaluation Forms.
- 2. PowerPoint Slides**
You will find a copy of the slide deck within this pack, see the slide notes for brief delivery support notes.
- 3. Trainer Manual**
This manual covers all of the information the trainer(s) will need to deliver the course, including the knowledge and information needed to run the activities.
- 4. Activity PDF**
Please inform learners that the Activity PDF is interactive and that they can type/write/tick in the boxes. Please ensure that learners have access to the Activity PDF throughout the course.

Carbon Literacy for Healthcare Leadership

Trainer Manual

Healthcare Leadership
CC000258
Distance Delivery
V1

2022

The Carbon Literacy Project

Carbon Literacy
Project



CL for Healthcare Leadership - detailed trainer guide

This guide will provide you with all the information you need in order to carry out the Carbon Literacy for Healthcare Leadership Distance Delivery course. This course is slightly different to the generic framework and as the materials are considered for management, leadership & director level positions.

Please note that this document is not meant to be read as a script but to be used as a guide for running the training. For more succinct delivery notes (flashcard style), please see the slide notes underneath the slide deck. This guide will provide instructions to every section of the training, including top tips on training delivery and useful discussion / knowledge points.

This document has been designed to be delivered online however if delivering face to face you can replace the 'breakout room' in activities with groups working around tables. You can also print out the activity PDF or use a tablet for each group to view during activities.

Carbon Literacy: "An awareness of the carbon dioxide costs and impacts of everyday activities, and the ability and motivation to reduce emissions, on an individual, community and organisational basis."

Using this Trainer Manual

- The table of contents in this manual is linked to the appropriate page
- Anything **highlighted in blue** refers to areas where you need to insert your own details
- Anything **highlighted in yellow** is an interactive activity

1. Name of section
2. Timing
3. Material/preparation
4. Purpose/aim of activity
5. Additional notes- supporting information on the topic (science/facts/data/stats)

Running Order

		Activity Duration (Hrs:Mins:Secs)	Time
Intro	Introductions/Tech check	00:10:00	9:30:00 am
	What is CL / Why CL in our sector?	00:10:00	9:40:00 am
	Introduction Activity	00:15:00	9:50:00 am
	Training outline	00:02:00	10:05:00 am
Module 1	Climate Change The Facts Documentary & Discussion	01:10:00	10:07:00 am
	Break	00:10:00	11:17:00 am
	Weather vs climate	00:02:00	11:27:00 am
	The greenhouse effect and GHGs	00:04:00	11:29:00 am
	The scientific consensus and emission trajectories	00:05:00	11:33:00 am
	Pathways to our future	00:10:00	11:38:00 am
	Global impacts & health (including video)	00:06:00	11:48:00 am
	The global impact of healthcare	00:02:00	11:54:00 am

	Climate change impacts in "your local area"	00:02:00	11:56:00 am
	How is everyone feeling?	00:02:00	11:58:00 am
Module 2	How does climate change impact health?	00:02:00	12:00:00 pm
	Air pollution and health	00:03:00	12:02:00 pm
	Rising temperatures and health	00:03:00	12:05:00 pm
	Climate risks activity	00:15:00	12:08:00 pm
	Break	00:10:00	12:23:00 pm
	Equity and vulnerability (including video)	00:10:00	12:33:00 pm
	Climate change and COVID-19	00:08:00	12:43:00 pm
Module 3	Co-benefits activity	00:20:00	12:51:00 pm
	Lunch	00:40:00	1:11:00 pm
Module 4	International policy	00:05:00	1:51:00 pm
	UK policy	00:03:00	1:56:00 pm
	NHS policy	00:05:00	1:59:00 pm
	Organisational policy	00:04:00	2:04:00 pm
	Emergency slides & Act NOW video	00:10:00	2:08:00 pm
Module 5	NHS footprint and breakdown	00:10:00	2:18:00 pm
	Organisational footprint	00:05:00	2:28:00 pm
Module 6	Innovation in the NHS	00:35:00	2:33:00 pm
	Greener NHS Programme workstreams	00:20:00	3:08:00 pm
	Imagining your zero carbon trust	00:20:00	3:28:00 pm
	Break	00:10:00	3:48:00 pm
Module 7	Climate conscious decision making	00:20:00	3:58:00 pm
	Spheres of influence	00:10:00	4:18:00 pm
	Action pledge slides	00:02:00	4:28:00 pm
	What makes a good action?	00:02:00	4:30:00 pm
	Developing your action plan	00:40:00	4:32:00 pm
	Talking about CC video	00:05:00	5:12:00 pm
	Talking about CC slides	00:06:00	5:17:00 pm
	Wrap up slides & Video	00:05:00	5:23:00 pm
Finishing Time:		5:28:00 pm	
Total Session (M1&2) Time		07:58:00	

Introduction

What is Carbon Literacy/ Why Carbon Literacy in our sector?

Material: Slides, chat box

Timing: 10 minutes

Purpose of Activity: Welcome participants, provide background to The Carbon Literacy Project and overview of training

Preparation: Once you are familiar with this manual, you can use the slide notes in the PowerPoint for delivery.

- Welcome the participants
- Introduce yourself

Legal terms and conditions

These are the legal terms and conditions. The Carbon Literacy Public Sector Healthcare Toolkit and all its components are covered by a Creative Commons 4.0 Attribution-NonCommercial-NoDerivatives 4.0 International (CC BY-NC-ND 4.0) Licence and this formulation of materials is Copyright © The Carbon Literacy Trust 2020.

This toolkit and materials are designed and curated for the purpose of certified Carbon Literacy training within UK Healthcare Organisations and approved partner organisations. The contents are distributed free of charge and licenced and in many cases sub-licenced by many contributing organisations for that purpose only. The rights and copyrights of contributing parties still apply.

The decision as to what constitutes an approved Healthcare Organisation or partner organisation rests exclusively with The Carbon Literacy Trust and its delivery partner(s). You may not modify or distribute this course or its contents without full attribution and/or outside the terms of this licence.

You may not use these materials for commercial purposes.

You may be granted rights to use the materials for commercial purposes beyond this licence, but if you wish to do so please contact:

The Carbon Literacy Trust via info@carbonliteracy.com

The Scientific Consensus and Emission Trajectories

Material: Slides

Timing: 5 mins

Purpose of Activity: Making learners aware of the scientific consensus behind the severity of the climate crisis. Trainers are unlikely to encounter climate change denial but it's still very important to emphasise the credibility of the science.

The Intergovernmental Panel on Climate Change (IPCC)

The Intergovernmental Panel on Climate Change (IPCC) is the United Nations body for assessing the science related to climate change.

Through the IPCC, thousands of experts from around the world synthesise the most recent developments in climate science, adaptation, vulnerability, mitigation and synthesise it into major 'assessment' reports every 5–7 years.

This infographic summarises the 2014 report on 'Impacts, Adaptation, and Vulnerability'. This is a massive [possibly the biggest ever] scientific project of its kind. The project is peer reviewed.

195 governments across the globe have accepted and approved the final summary showing that the days of climate denial and scepticism are long gone.

The Scientific Consensus

It's important to highlight that there has never been this much CO₂ in the atmosphere over this time period.

The personnel in this example are interchangeable depending upon the audience.

Another review of 11,602 peer-reviewed articles on "climate change" and "global warming" published in the first 7 months of 2019 found that 100% of these agree that global warming is caused by humans.



Module 6

Innovation in the NHS

Material: Slide deck, Activity PDF (Innovation reading cards), breakout rooms, whiteboard function OR pen and paper.

Timing: 35 minutes

Purpose of Activity: To explore areas where learners can focus on carbon reduction across the NHS, including carbon hotspots and case study examples.

Preparation: Read over the innovation cards and ensure you understand the feedback slides

Innovation cards

This activity will allow learners to explore NHS carbon hotspots, looking at where intervention is needed and how this is being achieved within the NHS, using real life case studies. You have 35 minutes to complete this activity.

Pre-allocation of breakout rooms is advised for this activity but is not essential as discussion outside of the learner's job role is also beneficial. You can choose to pre-allocate learners to breakout rooms based on the topics that suit them best, but this requires knowledge of their roles before the session begins.

Activity instructions

The reading cards within the activity pack focus different topics where the NHS is looking to reduce emissions. These cards outline; 1. The challenge, 2. What we need to be doing and 3. What's already being done / case studies. These cards should inspire learners to think about what they can be doing in their job role to reduce emissions in these areas.

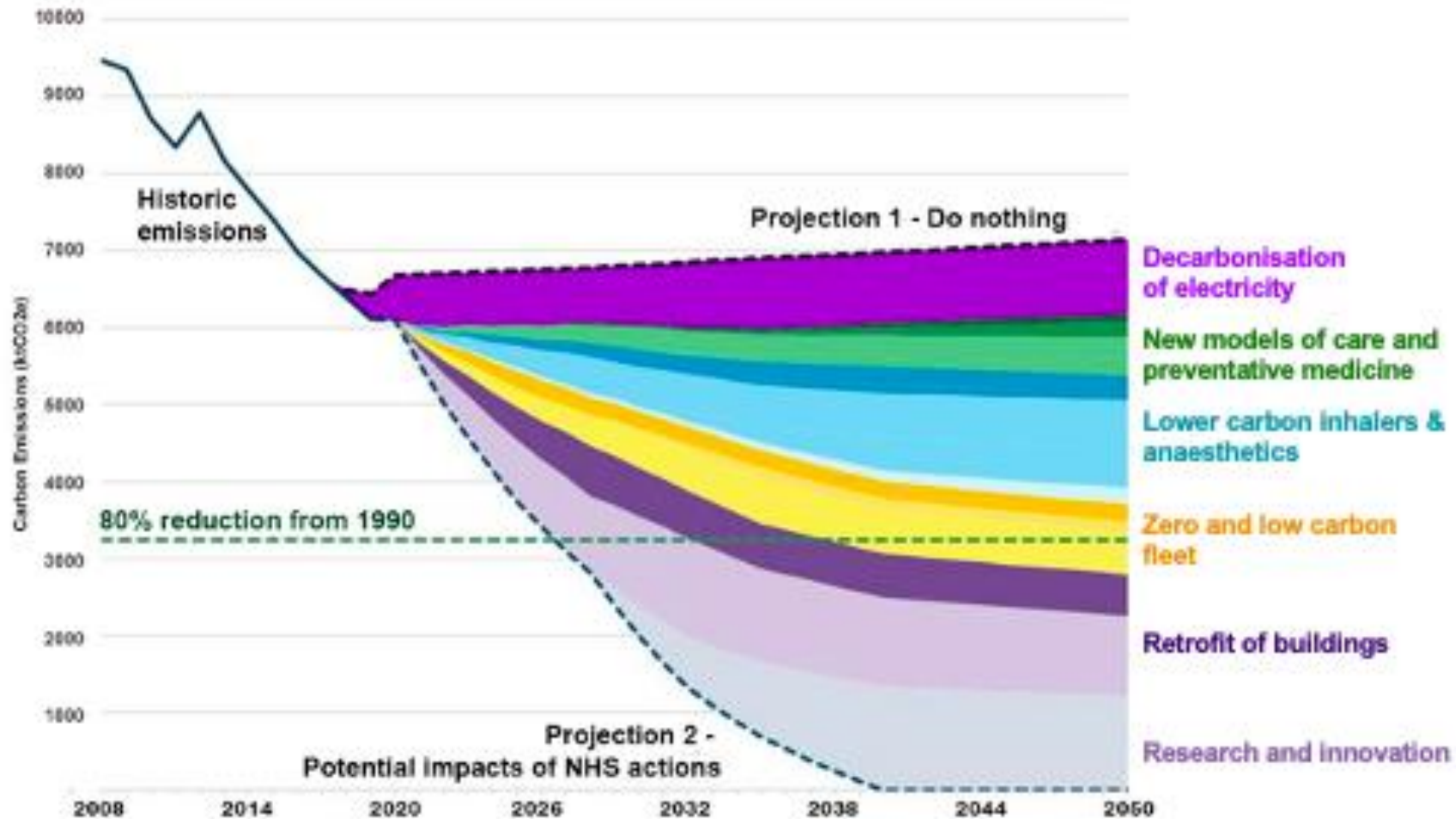
There are 5 different topics, it is ideal if your group is large enough to cover all 5. If you are delivering to a smaller training group, please select the topics that are most relevant to the group and focus on these. If there is time you should use the feedback slides to run through the highlights from the topics the breakout rooms haven't covered to ensure all the details get explained.



By the end of your training you will have:

- Gained an understanding of the **basic science of climate change** and how climate change is affecting us both **globally** and **locally**
- Gained an understanding of how climate change is affecting the health service.
- Explored the low carbon objectives in your health service, and gained an understanding of the Greener NHS programme's plans to deliver these
- Created an **action plan** to help reduce your carbon footprint and the carbon footprint of your workplace
- Explored strategies for influencing others to take action on climate change

NHS Trajectory: for emissions under our direct control





Activity: Climate risks

Think about the **risks** climate change poses to **healthcare services**

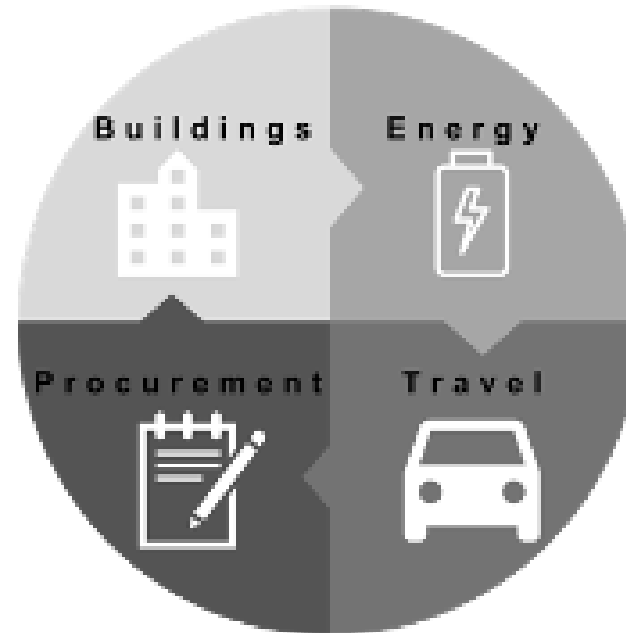
- What are the most significant risks?
- How will the risks challenge the NHS and your role?

Think about...

- Strain on resources, procurement, finance, safety etc



Activity: What does this mean for your ICS/region?



- How do we currently run vs how should we run?
- What are the co-benefits/barriers?
- Who do we need support from?



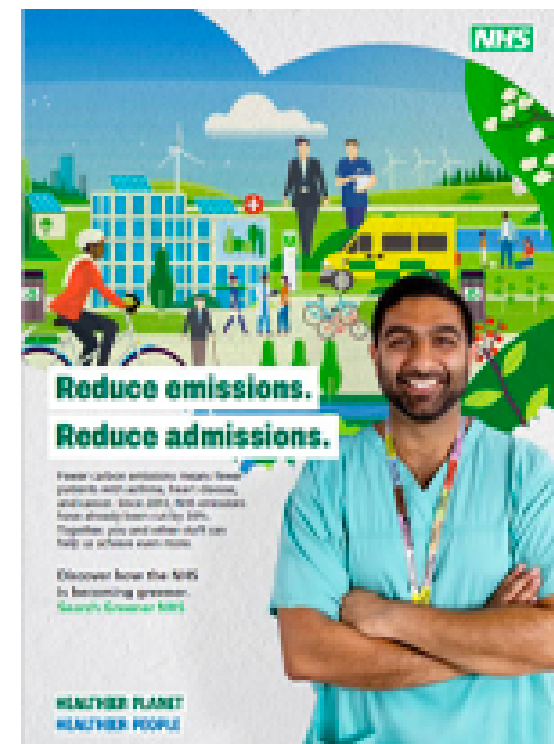
Engaging the workforce

Develop training and education to support the low carbon cultural change needed within the NHS

Engage all 1.3 million members of the workforce through training and education initiatives

Using staff campaigns to encourage low carbon behaviors

Working with other arm's length bodies to include net zero into training and education standards





Taking Action: Why is your action pledge important?

- Everyone plays a part in the transition to a **low carbon society**.
- By pledging two actions today, you are one step closer to reducing your **carbon footprint to a sustainable size**.
- This is also essential in order to receive your **Carbon Literacy certificate!**

